

# Telegram installation and bot setup

To receive your premium analysis, you need to do the following steps

Install the telegram app or PC program



## Telegram Desktop

Fast and secure desktop app, perfectly synced with your mobile phone.

[Get Telegram for Windows](#)

Portable version for Windows

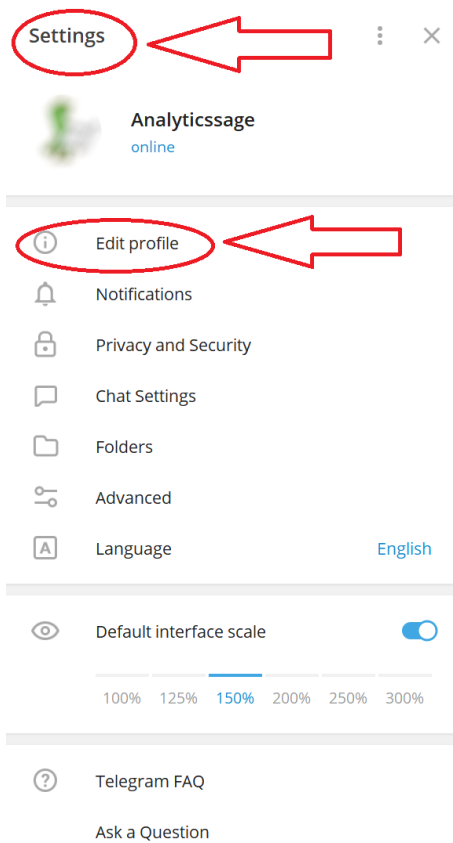
[Show all platforms](#)

This software is available under [GPL v3 license](#).

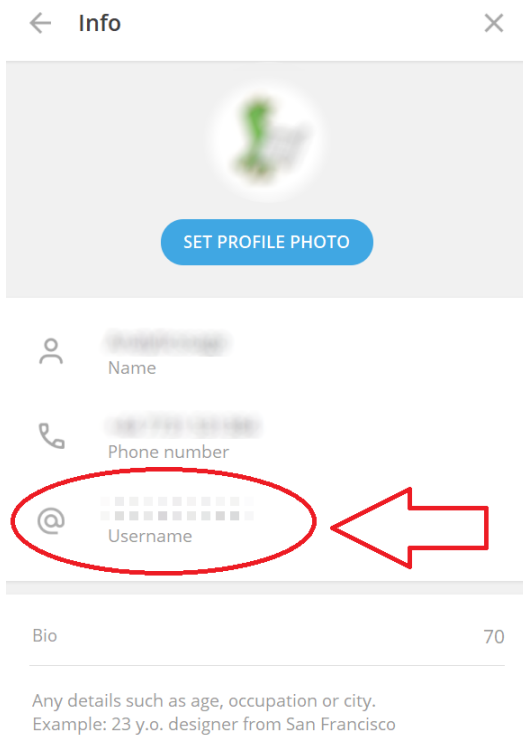
Source code is available on [GitHub](#).

[Follow us on Twitter](#) – Beta version

after installation go to “setting “and then go to Edit profile



Copy your username and email it back to me

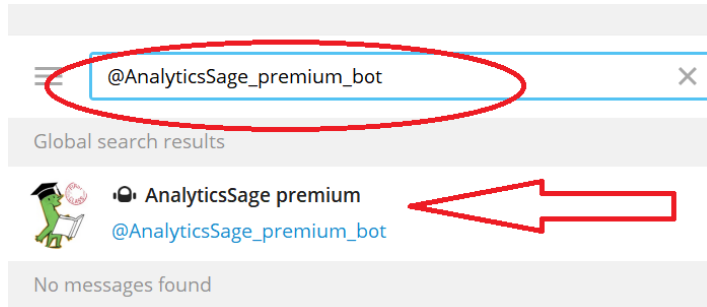


Click on the link below:

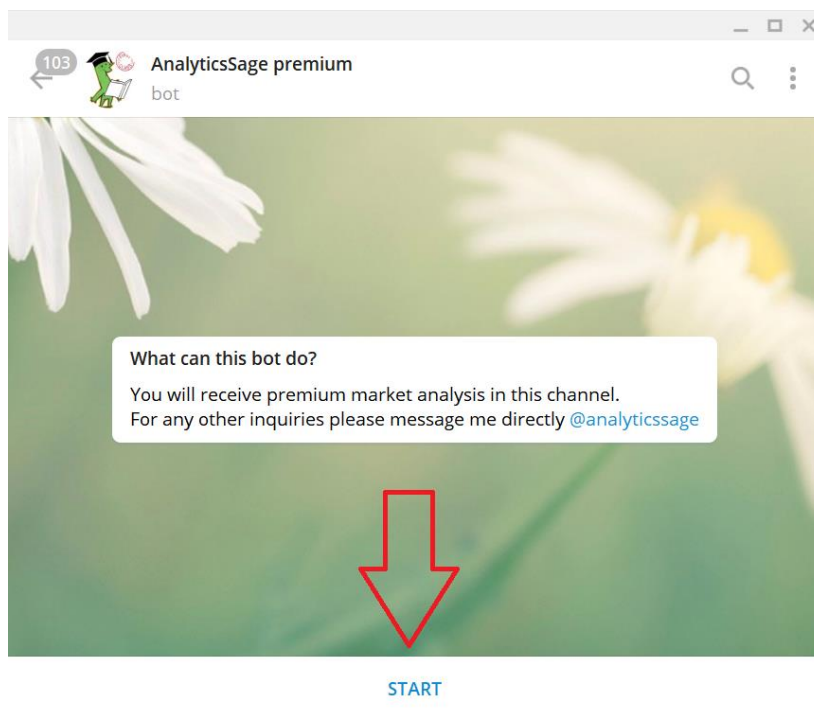
[http://t.me/AnalyticsSage\\_premium\\_bot](http://t.me/AnalyticsSage_premium_bot)

or

Start a new conversation (chat) and search for  
@AnalyticsSage\_premium\_bot



Now press start and you are sorted



You don't need to type anything in this chat. This is a robot that will NOT reply to any of your messages. It just sends you the files when updates are available.

If you need to contact me, you can click on this link:

<https://t.me/AnalyticsSage>

or search for @AnalyticsSage in the new conversation page and chat to me